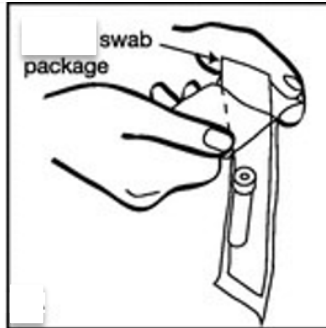


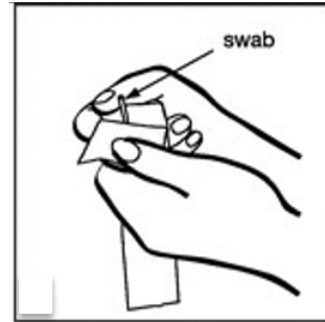
STI TESTING - HOW TO COLLECT A VAGINAL SELF-SWAB



1. Wash your hands with soap and water.



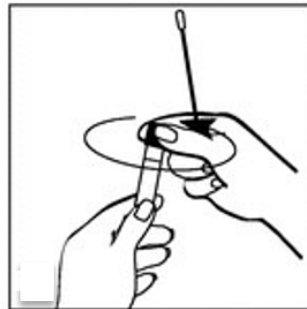
2. Open the package.



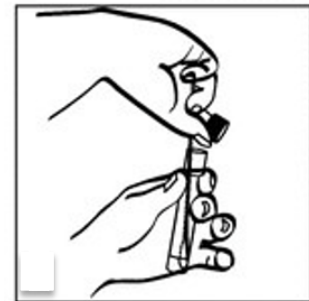
3. Remove the swab.



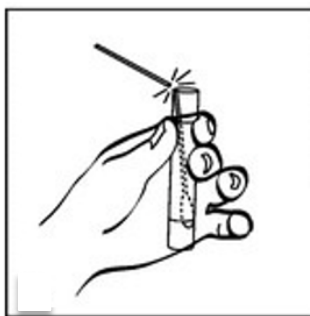
4. Sitting or standing, open the labial skin folds. Gently insert the swab about 2 cm into the vagina. Turn the stick to brush the sides of the vagina. Remove the swab.



5. Open the cap of the container.



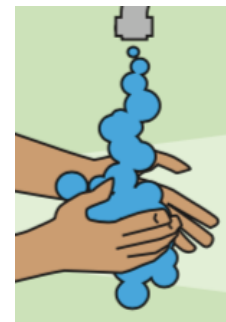
6. Put the cotton end of the swab into the container.



7. Break the end of the swab shaft at the break point.



8. Put the cap on the container. **Twist the cap closed tightly.**



9. Wash your hands with soap and water.