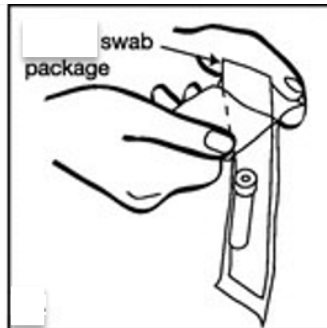


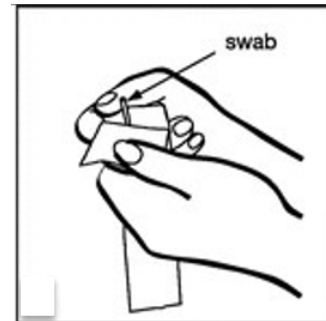
## STI TESTING - HOW TO COLLECT AN ANAL SELF-SWAB



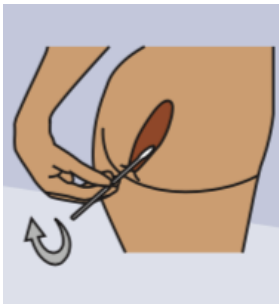
1. Wash your hands with soap and water.



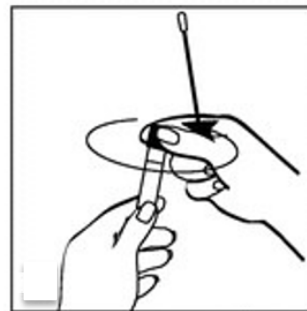
2. Open the package.



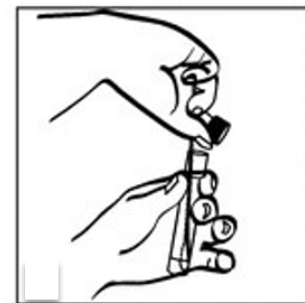
3. Remove the swab.



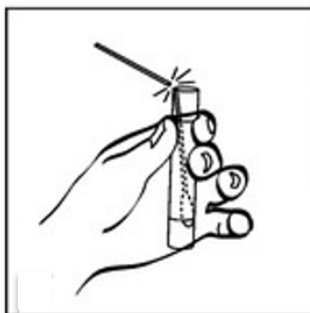
4. Sitting, or standing, insert the swab 3 – 4 cm. Twirl the stick while gently pushing upward. Remove the stick.



5. Open the cap of the container.



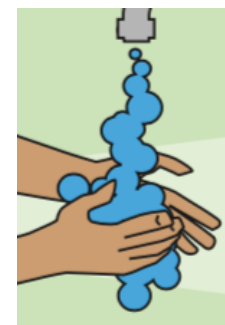
6. Put the cotton end of the swab into the container.



7. Break the end of the swab shaft at the break point.



8. Put the cap on the container. **Twist the cap closed tightly.**



9. Wash your hands with soap and water.